


Side Table

Cut List




Round the edges of the tabletop under with a sanding block or a router fitted with a round-over bit.

The upper and lower crosspieces hold each pair of legs together.



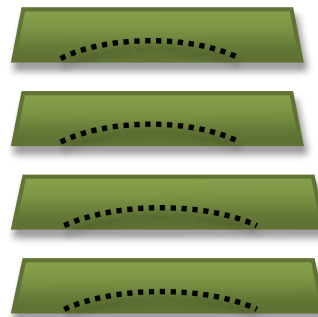
1x2 upper
crosspieces
2 @ 12¼ inches
(from short point
to short point)



1x3 lower
crosspieces
2 @ 15 inches
(from short point
to short point)

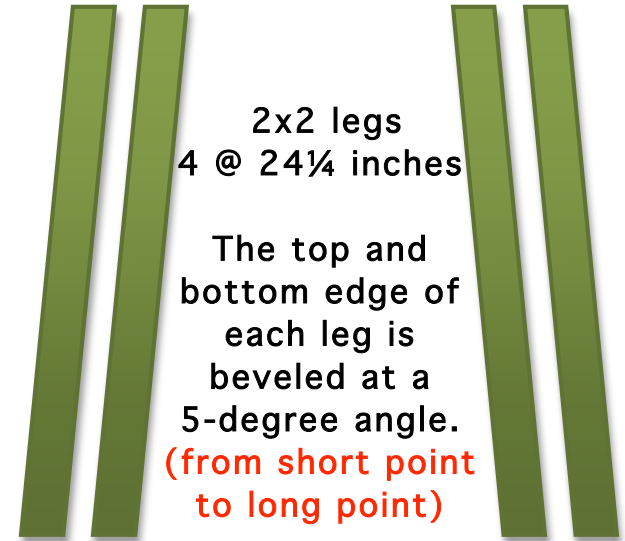


1x2 tabletop
skirt pieces
4 @ 12¼ inches
(from short point
to short point)



1x3 shelf
skirt pieces
4 @ 14¼ inches
(from short point
to short point)

The ends of the skirt and crosspieces are cut at opposing 5-degree angles so that when assembled in a square frame below the tabletop and shelf, they will tilt to follow the bevel on their top edge.



SIDE VIEW



The top edge of the legs, skirt, and crosspieces are beveled at a 5-degree angle so that when the legs are splayed, the top edge of each piece remains flat.